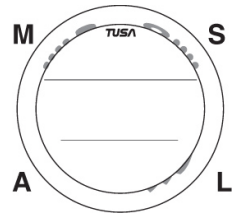


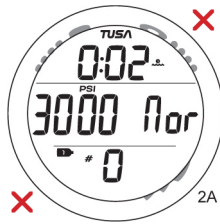
# Pairing IQ-950 to Transmitter




M: changing modes and directories  
 A: saves changes and also advances  
 S: advances and makes changes  
 L: light




Hold more than 2 sec




Hold 2 sec



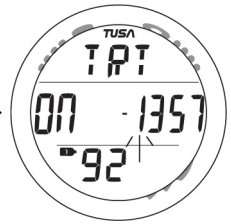
Hold 2 sec



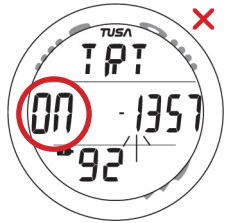
Hold 2 sec



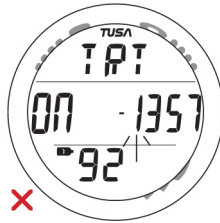
8 short presses ...



...to arrive at this screen



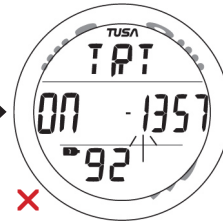
Press this to change on/off and numbers



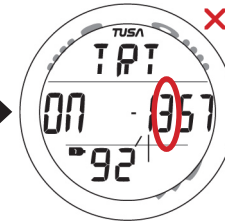
Press this to save changes and advance serial numbers



Press this as many times as needed to change to required number



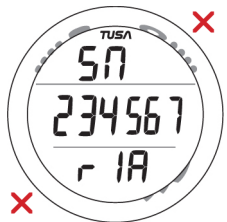
Press this to save changes and advance to next number



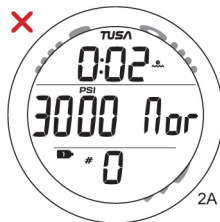
Press this to change number as before and repeat process for all numbers



When all numbers have been entered this screen will display



Press both buttons to reach serial number screen



Hold for more than 2 sec



Finished